

Security Notes for HOPEX V4CP5

Author: Sylvie CHABE

Due to security issues, a few changes apply in HOPEX.

You will find in the following chapters new functionalities that require your attention since it could affect the way you are used to work.

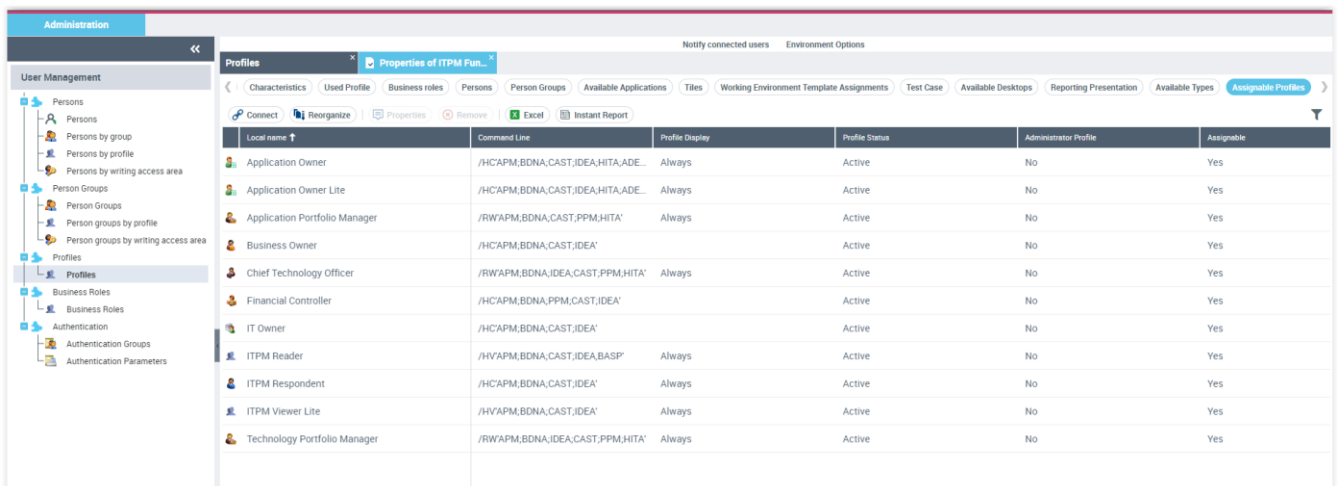
1. Profile Assignment for HOPEX Functional Administrators

In the past, Functional administrators (such as ITPM Functional Administrator, Process Functional Administrator, ...) could assign any profile to an end user, even HOPEX Administrator Profile.

Now, this is forbidden.

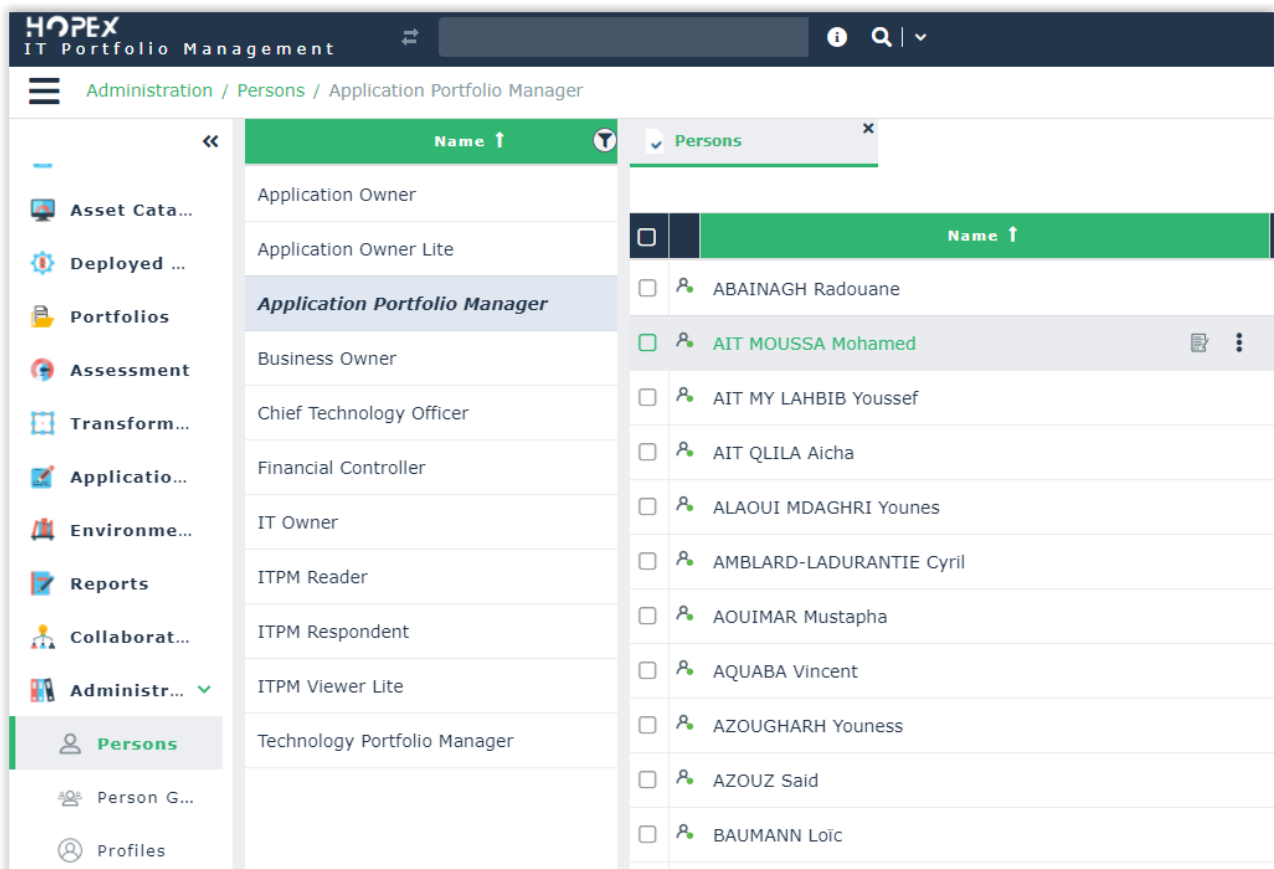
We give the ability to define for each profile which profiles can be assigned to the end user through the "Assignable Profiles" tab.

In this sample, ITPM Functional Administrator can assign 11 profiles to the end users:

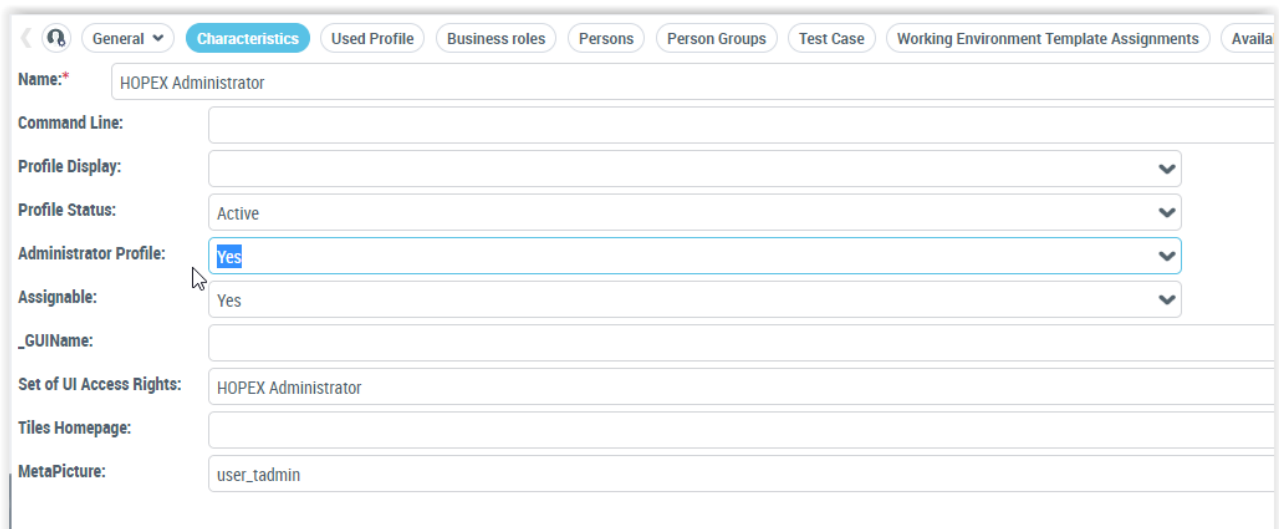


Local name	Command Line	Profile Deploy	Profile Status	Administrator Profile	Assignable
Application Owner	/HCAPM,BDNA,CAST,IDEA,HITA,ADE...	Always	Active	No	Yes
Application Owner Lite	/HCAPM,BDNA,CAST,IDEA,HITA,ADE...	Always	Active	No	Yes
Application Portfolio Manager	/RWAPM,BDNA,CAST,PPM,HITA'	Always	Active	No	Yes
Business Owner	/HCAPM,BDNA,CAST,IDEA'		Active	No	Yes
Chief Technology Officer	/RWAPM,BDNA,IDEA,CAST,PPM,HITA'	Always	Active	No	Yes
Financial Controller	/HCAPM,BDNA,PPM,CAST,IDEA'		Active	No	Yes
IT Owner	/HCAPM,BDNA,CAST,IDEA'		Active	No	Yes
ITPM Reader	/HVAPM,BDNA,CAST,IDEA,BASP'	Always	Active	No	Yes
ITPM Respondent	/HCAPM,BDNA,CAST,IDEA'	Always	Active	No	Yes
ITPM Viewer Lite	/HVAPM,BDNA,CAST,IDEA'	Always	Active	No	Yes
Technology Portfolio Manager	/RWAPM,BDNA,IDEA,CAST,PPM,HITA'	Always	Active	No	Yes

When connecting to HOPEX as an ITPM Functional Administrator, the list of profiles you can assign is restricted to the 11 profiles.



The profile flagged as "Administrator Profile" can assign any profile.



This value can only be set by an Administrator Profile.

2. Macros

In V4CP5, you do not have the ability to update macros anymore.

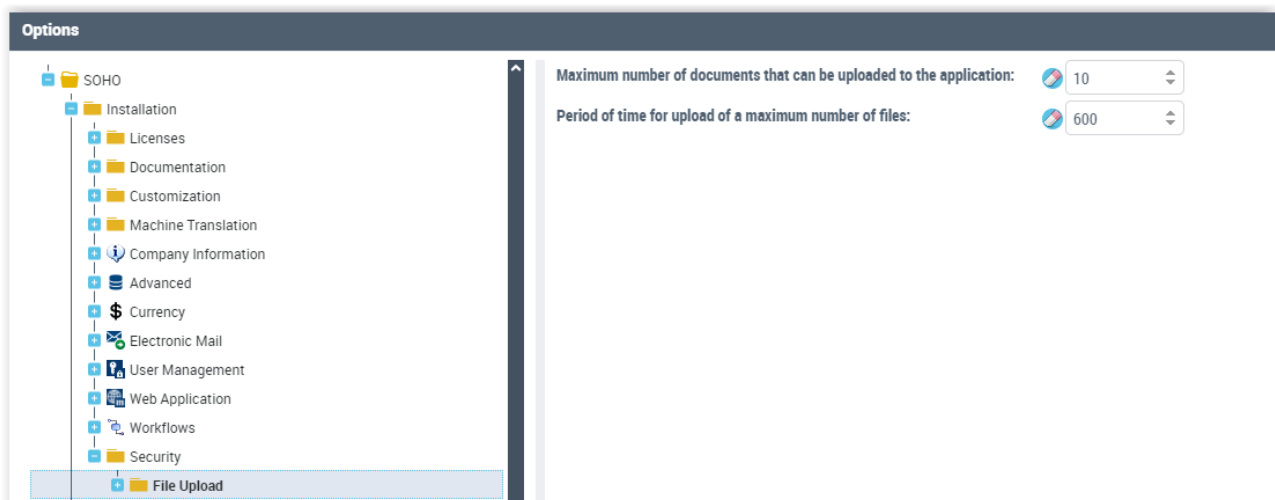
Macros can only be updated with the following profiles:

- HOPEX Administrator
- HOPEX Administrator – Production
- HOPEX Customizer.

3. Upload

A new protection has been defined to prevent a user to upload too much files at the same time.

The limit has been set to 10 documents for 10min. This can be change in the security\File Upload section of the options:



4. Display Paths in options

From a security point of view, it is forbidden to display paths on the web client.

This could give information about your company's infrastructure to a hacker.

All paths have been moved to the site options available on the thick client through the administration.exe application.

